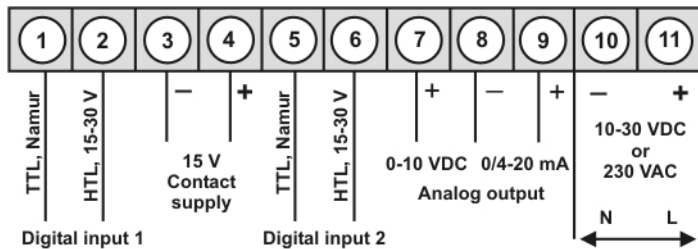


M2 – 5-digit panel meter in 96x48 mm (BxH) setpoint generator

- red display of -19999...99999 digits (optional green, orange, or blue display)
- minimal installation depth: 70 mm without plug-in terminal
- definable setting for the setpoint
- configurable output area between 0...10 V or 0...20 mA
- adjustable increment per press
- display flashing at threshold exceedance / undercut
- digital inputs for key switch or external adjustment buttons
- zero button for quick retrieval of a default value
- configurable as a code for the setpoint adjustment protection
- different operation variants for the control set point
- optional startup behaviour with last setting or default value
- optional speed settings for adjusting the setpoint
- quick response when changing the default value (ramp function)
- programming interlock via access code
- protection class IP65 at the front
- plug-in terminal
- optional: 2 relay outputs
- accessories: pc-based configuration-kit PM-TOOL with USB adapter
- on demand: devices for working temperatures of -25°C...60°C or -40°C...80°C



• Setpoint device



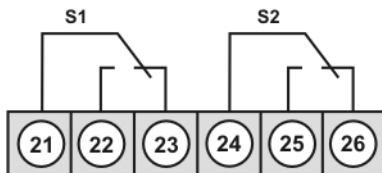
Supply 230 VAC

Supply 10-30 VDC

ORDER NUMBER **EUR**
(without options)

M2-1GR5B.00X0.570CD **275.30**

M2-1GR5B.00X0.670CD **354.80**



Relay option

• Product key options

M	2-	1	G	R	5	B.	0	0	X	0.	5	7	0	x	D
M	2-	1	G	R	5	B.	0	0	X	0.	6	7	0	x	D

EUR

D	Dimension/physical unit, customer-specific settings	20.00
2	2 relay outputs	31.80
1	Without keypad, operation on the back	10.60
4	Voltage supply 115 VAC	10.90
B	Blue	46.60
G	Green	10.10
Y	Orange	10.10

Please state physical unit in order, e.g. %.

ORDER NUMBER **EUR**

PM-TOOL-MUSB4 **94.30**

• Parameterisation software

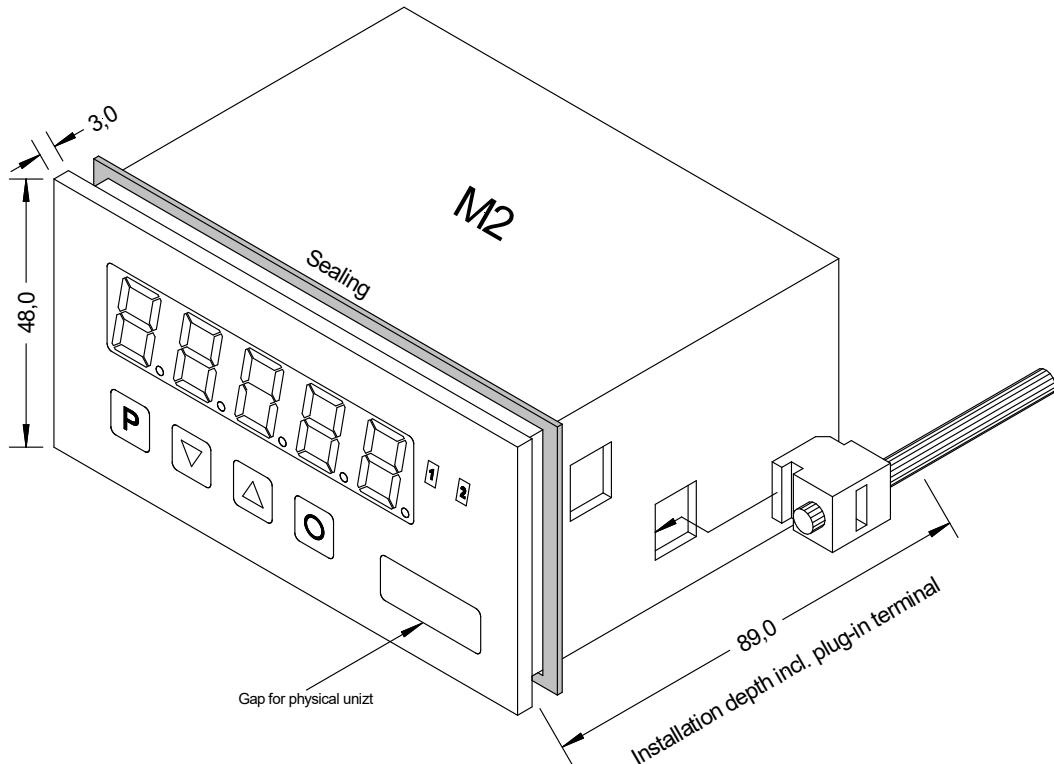
PC based configuration software PM-Tool for devices without keypad, for a simple adjustment of standard devices, incl. USB-adapter. Programming happens via an interface on the back.

96x48

• Technical data

Dimensions	Housing	B96 x H48 x D70 mm, (with plug-in terminal D= 89 mm)
	Panel cut-out	92.0 ^{+0.8} x 45.0 ^{+0.6} mm
	Fixing	screw elements for wall thicknesses up to 3 mm
	Housing material	PC Polycarbonate, black
	Sealing material	EPDM, 65 Shore, black
	Protection class	IP065 at the front (Standard) IP00 at the back side
	Weight	approx. 250 g
	Connection	plug-in terminal; wire-cross section up to 2.5 mm ²
Display	Display	5-digit
	Digit height	14 mm
	Segment colour	red (Standard), optional available in green, orange or blue
	Range of display	-19999 to 99999
	Limit values	optical display flashing
	Overflow	horizontal bars at the top
	Underflow	horizontal bars at the bottom
Digital input	2 digital inputs (galv. insulated)	HTL: < 2.4 V OFF; >10 V ON; max. 30 VDC TTL-Level: > 4.6 V / < 1.9 V, Namur
	Input resistance	Ri at ~5 kΩ
Output	Relay	with change-over contact 250 V / 5 AAC, 30 V / 5 ADC
	Switching cycle	30 * 10 ³ at 5 AAC, A ADC ohm resistive burden 10 * 10 ⁶ mechanically Separation in accordance with DIN EN 50178 / Specifications in accordance with DIN EN 60255
	Analog output Contact supply	0-10 VDC/ burden ≥ 10 kΩ, 0/4-20 mA burden ≤ 500 Ω, 16 bit 15 VDC / 10 mA
Power pack	Supply	230 VAC 50/60 Hz ±10 % (max. 10 VA) 10-30 VDC, galvanically isolated (max. 4 VA)
Memory	EEPROM	Data retention ≥ 100 years at 25°C
Ambient conditions	Working temperature	0 to +50°C
	Storing temperature	-20 to +80°C
	Climatic density	relative humidity 0-85% on years average without dew
CE-sign	Conformity in accordance with directive 2014/30/EU	
EMV	EN 61326, EN 55011	
Safety standard	According to low voltage directive 2014/35/EU, EN 61010; EN 60664-1	

Housing:



• Order code

	M	2-	1	G	R	5	B.	0	0	X	0.	6	7	0	C	D	
Standard type M-Line																	Dimension
																	<input type="checkbox"/> D physical unit
Installation depth 89 mm (incl plug-in terminal)																	Version
																	<input type="checkbox"/> C C
Housing size 96x48x70 mm (BxHxD)																	Switching points
																	<input type="checkbox"/> 0 no switching point
																	<input type="checkbox"/> 2 2 relay outputs
Type of display Setpoint device																	Protection class
																	<input type="checkbox"/> 1 without keypad, operation via PM-TOOL
																	<input type="checkbox"/> 7 IP65 / plug-in terminal
Display colours																	Supply voltage
Blue				<input type="checkbox"/> B													<input type="checkbox"/> 4 115 VAC
Green				<input type="checkbox"/> G													<input type="checkbox"/> 5 230 VAC
Red				<input type="checkbox"/> R													<input type="checkbox"/> 6 10-30 VDC galv. isolated
Orange				<input type="checkbox"/> Y													
Number of digits 5-digit																	Measuring input
																	<input type="checkbox"/> 0 without
Digit height 14 mm																	Analog output
																	<input type="checkbox"/> X 0-10 VDC, 0/4-20 mA
Digital input 2 digital inputs (Standard)																	Sensor supply
																	<input type="checkbox"/> 0 without